

Sequence Document
“Leap of Leaps” by Toby Rodriguez

Leap of Leaps is a level 4 piece using rolled chords, harmonics, and pizzicato. Model these skills to the students and practice each of them as separate activities.

For harmonics- many students find it easier to produce a clear sound by playing closer to the bridge (*ponticello*). Make sure they understand to gently remove fingers from the strings after playing to allow the resonance to ring out.

For rolled chords- show students how to “drag” *p* across the strings, creating a controlled, staggered sound. Ask students to listen for timing and articulation, striving for a uniform sound within the group. You may ask small groups to play while others listen. Listeners provide constructive criticism about timing, tone, etc. Ask specific questions like “Did the players roll each note at the same speed?”

For pizzicato (aka palm muting)- model a clear pizz. sound. Show the students how it is easily possible to use too much flesh on the string, dampening the sound more than desired. With the proper technique, they will create a percussive attack and maintain some resonance. Experiment with very short articulations as well, deciding on the uniform sound you want.

Leap of Leaps

Toby Rodriguez

Lively

Guitar 1 Level 4
Guitar 2 Level 4
Guitar 3 Level 4

mf

i m i m i m i m

Gtr. 1
Gtr. 2
Gtr. 3

mf

i m i m i m i m

Gtr. 1
Gtr. 2
Gtr. 3

H12
p *let ring*

roll with p

mf

p p p p simile

i m

①
②
③
④

①
②
③

①
②

mf

p

mf

mf

Leap of leaps

*1st time pont.
2nd time tastò*

2nd time rit. -----

Gtr. 1

Gtr. 2

Gtr. 3

f

f

f

Moderato (♩ = c. 80)

Gtr. 1

Gtr. 2

Gtr. 3

mp

mp

mp

Sweetly

p p p p simile

rit. -----

Gtr. 1

Gtr. 2

Gtr. 3

pizz. (damp with RH at saddle)

H12

①

②

mf

sul tasto

0

4

2

p

Leap of leaps

25 *a tempo*

Gtr. 1

Gtr. 2 *p*

Gtr. 3 *f*

mf

i m i m i m i m

29

Gtr. 1 *mf*

Gtr. 2 *mf*

Gtr. 3 *mf*

rit.

subito p

rit.

subito p

rit.

subito p

Izika Zumba

Guitar 1
Level 3

South African Folk Song

Traditional
arr. Chris Lee

quick and lively ♩ = 120

f *axatse*: mute the strings by gently resting the left hand on the fingerboard while strumming or flicking the strings with the right hand fingers.

bass drum: strike the flat wooden part of the bridge with the side of the right hand thumb.

djembe slap: strike the upper bout of the guitar with the fingers of the open left hand.








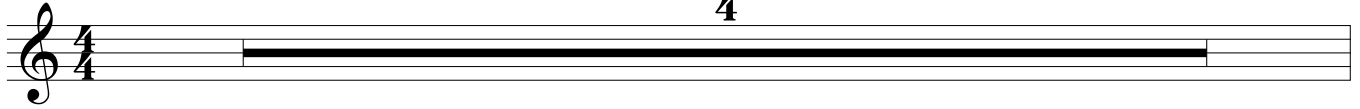
Leap of Leaps

Guitar 2
Level 4

Toby Rodriguez

Lively

4



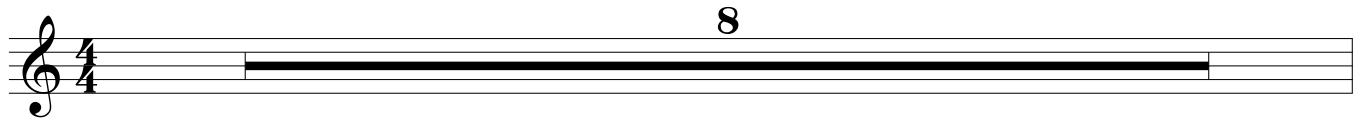
Leap of Leaps

Guitar 3
Level 4

Toby Rodriguez


Lively

8




A musical staff in 4/4 time with a whole rest for 8 measures.

9 *p p p p simile*




Musical staff starting at measure 9. Notes: 0, 3, 0, 1, 3, 0. Dynamics: *mf*. Markings: *p p p p simile*.

13 *1st time pont. 2nd time tastò* *2nd time rit.*




Musical staff starting at measure 13. Dynamics: *f*. Markings: *1st time pont. 2nd time tastò*, *2nd time rit.*

17 **Moderato** (♩ = c. 80)




Musical staff starting at measure 17. Notes: 1, 0, 4, 0. Dynamics: *mp*.

21 **Sweetly** sul tasto




Musical staff starting at measure 21. Dynamics: *p*. Markings: **Sweetly**, sul tasto, rit.

25 *a tempo*



Musical staff starting at measure 25. Notes: i, m, i, m, i, m, i, m, i, m. Dynamics: *mf*. Markings: *a tempo*.

29 *rit.* *mi p* *subito p*



Musical staff starting at measure 29. Dynamics: *mf*. Markings: *rit.*, *mi p*, *subito p*.