

Sequence Document
Traditional South African Song “Izika Zumba”

This arrangement combines a South African folk melody with some western African influences to create an energetic, percussive level 3 piece. The piece makes use of almost every skill acquired by students so far. The arrangement focuses on the techniques of *im* alternation, string crossing, and slightly more complex rhythms.

Teaching the rhythms in “Izika Zumba”

The primary approach to teaching the cross rhythms in this piece is to provide an accurate model of each individual part. It will be easy to combine the different elements after students have a firm grasp on the feel of each rhythmic sub-division. It may also be helpful to provide a model of the “two over three” feel by tapping your right and left hands separately and then together (for example, the left hand taps quarter notes alone, then the right hand taps quarter note triplets alone, then the hands play their respective roles simultaneously).

Each player gets a chance to play several different percussive effects on the guitar. The sound of a bass drum will be easy for students to imagine. The *djembe* (pronounced JIM-bay) is a skin-covered hand drum that makes a variety of sounds. In this case the students should strive for a “slap” sound that is high and sharp. The *axatse* (pronounced a-HOT-say) is a shaker made from a gourd covered with a beaded net. Instruct the students to use the following techniques to create the desired effects:

Bass drum: strike the flat wooden part of the bridge with the side of the right hand thumb

Djembe slap: strike the upper bout of the guitar with the fingers of the open left hand.

Axatse: mute the strings by gently resting the left hand on the fingerboard while strumming or flicking the strings with the right hand fingers. The score includes strumming suggestions through the use of traditional bow markings (the bracket is a down-strum, the arrow is an up-strum).

Suggestions for experimentation:

Have students “prepare” their guitars to imitate the sound of the *mbira* (thumb piano). To prepare the guitars, weave unfolded paperclips, staples, or strips of paper through the strings next to the saddle.

Encourage the students to experiment with different percussive sounds on the guitar. Examples include: strumming the strings behind the nut, tapping on the top of the guitar in different areas, etc.

Izika Zumba

Score

South African Folk Song

Traditional
arr. Chris Lee

quick and lively ♩ = 120

Guitar 1 Level 3

Guitar 2 Level 3

Guitar 3 Level 3

bass drum

djembe slap

f

bass drum: strike the flat wooden part of the bridge with the side of the right hand thumb.
djembe slap: strike the upper bout of the guitar with the fingers of the open left hand.
axatse: mute the strings by gently resting the left hand on the fingerboard while strumming or flicking the strings with the right hand fingers.

Gtr. 1

Gtr. 2

Gtr. 3

axatse

f

Gtr. 1

Gtr. 2

Gtr. 3

mf

Izika Zumba

21 *i m i m i m i m i m i m i m i*

Gtr. 1

Gtr. 2

Gtr. 3

29 *bass drum*

Gtr. 1

Gtr. 2

Gtr. 3

37 *i m i i m i m i m i m*

Gtr. 1

Gtr. 2

Gtr. 3

string 6, fret 3

string 4, open

44

Gtr. 1

Gtr. 2

Gtr. 3

i *i* *m* *i* *m*

m *i* *m* *i* *m* *i* *m*

3 3 3

50

Gtr. 1

Gtr. 2

Gtr. 3

djembe slap

bass drum

3 3

i *m* *i* *m* *i* *m* *i* *m* *i* *m* *i*

54

Gtr. 1

Gtr. 2

Gtr. 3

3 3

m *i* *m* *i* *m* *i*

58

bass drum

Gtr. 1

Gtr. 2

Gtr. 3

djembe slap

62

Gtr. 1

Gtr. 2

Gtr. 3

66

Gtr. 1

Gtr. 2

Gtr. 3

mp axatse

mp

f

f

f

Izika Zumba

Guitar 1
Level 3

South African Folk Song

Traditional
arr. Chris Lee

quick and lively $\text{♩} = 120$

f *axatse*: mute the strings by gently resting the left hand on the fingerboard while strumming or flicking the strings with the right hand fingers.

bass drum: strike the flat wooden part of the bridge with the side of the right hand thumb.

djembe slap: strike the upper bout of the guitar with the fingers of the open left hand.

Izika Zumba

Guitar 2
Level 3

South African Folk Song

Traditional
arr. Chris Lee

quick and lively ♩ = 120

4 djembe slap

f djembe slap: strike the upper bout of the guitar with the fingers of the open left hand.

13

21

29

i m i m i m i m i m i m i m i m i

mf

37

m i m i m i m i m i m i m i

44

m i m i m i m

50 bass drum

bass drum: strike the flat wooden part of the bridge with the side of the right hand thumb.

58

m i m i m i m i m i m i m i m i m i m i

66 axatse

mp **f** **f**

axatse: mute the strings by gently resting the left hand on the fingerboard while strumming or flicking the strings with the right hand fingers.

Guitar 3
Level 3


Izika Zumba

South African Folk Song

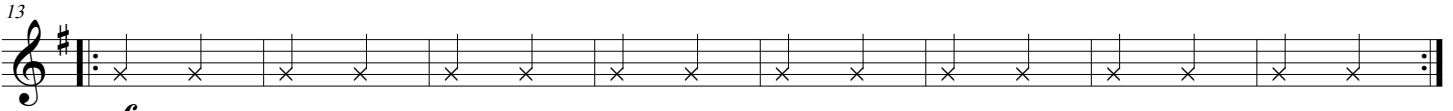
Traditional
arr. Chris Lee

quick and lively ♩ = 120

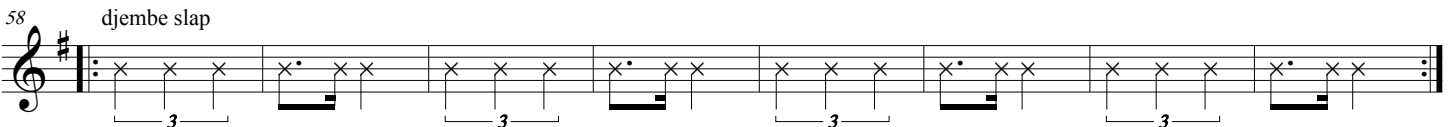



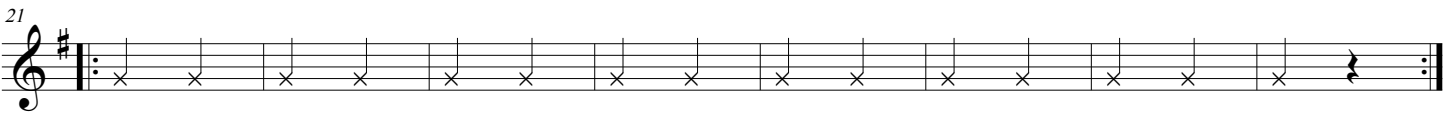
bass drum



f bass drum: strike the flat wooden part of the bridge with the side of the right hand thumb.



mf



djembe slap: strike the upper bout of the guitar with the fingers of the open left hand.

