

# ROMANZA (A Spanish Romance)

Traditional Spanish Folk Song  
Arranged by AARON STANG

SLOWLY

INTRO:

OPT. HARMONICS



QUITAR 1

QUITAR 2

QUITAR 3

TRIBLE CLEF  
ASS/GUITAR 4

BASS GUITAR

Eu<sup>9</sup>

HOLD THROUGHOUT

1 2 3 4 5 6

2.1

2.2

2.3

2.4

GTR.

Au

Au<sup>9</sup>

7 8 9 10 11 12

GR. 1

GR. 2

GR. 3

GR. 4

BASS GR.

13 14 15 16 17 18

Detailed description: This system contains five staves. GR. 1 has a melodic line with notes G4, A4, B4, C5, B4, A4, G4. GR. 2 has a rhythmic pattern of eighth notes with chords B7 and Em. GR. 3 has a bass line with notes G3, F3, E3, D3, C3, B2, A2, G2. GR. 4 has a bass line with notes G3, F3, E3, D3, C3, B2, A2, G2. Bass Gr. has a bass line with notes G2, F2, E2, D2, C2, B1, A1, G1. Measure numbers 13 through 18 are indicated below the staves.

A2

GR. 1

GR. 2

GR. 3

GR. 4

BASS GR.

19 20 21 22 23 24

Detailed description: This system contains five staves. GR. 1 has a melodic line with notes G4, A4, B4, C5, B4, A4, G4. GR. 2 has a rhythmic pattern of eighth notes with chords Em and Em9. GR. 3 has a bass line with notes G3, F3, E3, D3, C3, B2, A2, G2. GR. 4 has a bass line with notes G3, F3, E3, D3, C3, B2, A2, G2. Bass Gr. has a bass line with notes G2, F2, E2, D2, C2, B1, A1, G1. Measure numbers 19 through 24 are indicated below the staves.



B

GRE. 1

GRE. 2

GRE. 3 E 87

GRE. 4

BASS GRE.

57 58 59 40 41 42

GRE. 1

GRE. 2

GRE. 3 E A

GRE. 4

BASS GRE.

43 44 45 46 47 48

AS

Musical score for guitar and bass guitar, measures 49-54. The score is written for five parts: GTR. 1, GTR. 2, GTR. 3, GTR. 4, and BASS GTR. The key signature is one sharp (F#) and the time signature is 4/4. Measure 49 has a chord marking 'E' above the staff. Measure 50 has a chord marking 'E' above the staff. Measure 51 has a chord marking 'E' above the staff. Measure 52 has a chord marking 'E' above the staff. Measure 53 has a chord marking 'Em' above the staff. Measure 54 has a chord marking 'Em' above the staff. The bass guitar part has measure numbers 49, 50, 51, 52, 53, and 54 written below the staff.

Musical score for guitar and bass guitar, measures 55-61. The score is written for five parts: GTR. 1, GTR. 2, GTR. 3, GTR. 4, and BASS GTR. The key signature is one sharp (F#) and the time signature is 4/4. Measure 55 has a chord marking 'Am' above the staff. Measure 56 has a chord marking 'Am' above the staff. Measure 57 has a chord marking 'Am' above the staff. Measure 58 has a chord marking 'Am' above the staff. Measure 59 has a chord marking 'Am' above the staff. Measure 60 has a chord marking 'Am' above the staff. Measure 61 has a chord marking 'Am' above the staff. The bass guitar part has measure numbers 55, 56, 57, 58, 59, 60, and 61 written below the staff.

CONDUCTOR - 6

62 63 64 65 66 67 68

## Teacher Notes

### Manza

Virtually every great classical guitarist has recorded "Romanza." Check out these popular versions:

Pepe Romero/*Famous Spanish Guitar Music*/Polygram Records

Sharon Isbin/*Dreams of a World*/Elektra Records

Liona Boyd/*Miniatures*/Moston Records

### Background:

"Romanza," also known as "Romance" and "A Spanish Romance," is based on a popular Spanish folk melody. The solo guitar version of this piece is one of the most popular pieces in the entire classical guitar repertoire. Although fairly easy to play, this piece has been recorded by virtually every great classical guitar virtuoso since Andres Segovia—a testament to the fact that nothing succeeds as well as or is as beautiful as a simple, heartfelt melody.

### Performance Notes:

#### Guitar 1:

- This guitar plays the melody. Section A1 features the melody, in 1st position, one octave lower than it is usually played on the guitar. In measures 2 and 4 of the Intro, Guitar 1 plays harmonics at the 12th fret on the top three strings. These are optional. The technique is taught in the performance notes accompanying Guitar 1.
- At Section A2 the melody jumps up an octave. Most of the melody is played on the 1st string so it is actually very easy. I've included tablature because, although the melody is easy to play, the students have not yet learned to read music above the 1st position. At Section B the song modulates to the key of E major. I decided, however, that it would be easier for the students to use accidentals rather than introduce the new key signature. The song modulates back to E minor at the end of Section B.

#### Guitar 2:

- This guitar begins with some simple chord strumming. The only chords Guitar 2 needs to play are Em, Am, and B7. The chords are shown throughout the student part.
- Guitar 2 switches to a triplet arpeggio pattern at Section A2. I suggest that students put down their picks and use their fingers for this section. The finger pattern is: i-m-p, i-m-p, i-m-p, i-m-p. The arpeggios are playable with a pick, but it's much harder. The pick pattern would be: down up up, down up up, etc. See *Guitar Method 2*, page 30, for an explanation of triplets.
- Guitar 2 plays a harmony part at Section B and switches back to arpeggios for the ending (A3).

#### Guitar 3:

- Guitar 3 begins with some simple quarter-note arpeggios. The chord fingering diagrams are shown in the part. At Section B Guitar 3 switches to a strumming part. The chords are E, B7, and A. Again, the chord fingering diagrams are shown in the part.
- Guitar 3 switches back to the original arpeggio pattern for the ending (A3).

#### Guitar 4:

- This is the bass part. It can be played on guitar and/or doubled on bass guitar.

#### Bass Guitar:

- This is an optional bass guitar part. It exactly doubles Guitar 4 but is written in bass clef. If your bass player can't read bass clef, have him or her use the Guitar 4 part.

# GUITAR 1

# ROMANZA (A Spanish Romance)

SLOWLY

Traditional Spanish Folk Song  
Arranged by AARON STANG

INTRO:

OPT. HARMONICS

6 B E  
C  
E A D  
F#

**A1**

1 2 3 4

5 6 7 8 9

10 11 12 13 14

15 16 17 18 19 20

**A2**

21 22 23 24 25 26

27 28 29 30 31 32



Musical notation for measures 33-36. The top staff shows a treble clef with a key signature of one sharp (F#). The bottom staff shows guitar tablature with fret numbers. Measure 33 has a whole note chord with frets 2, 2, 2. Measure 34 has a whole note chord with frets 2, 3, 2. Measure 35 has a whole note chord with fret 0. Measure 36 has a whole note chord with fret 0. A double bar line is present after measure 36.

33

34

35

36

37

38

Musical notation for measures 39-44. The top staff shows a treble clef with a key signature of one sharp (F#). The bottom staff shows guitar tablature. Measure 39 has a whole note chord with frets 0, 4, 4. Measure 40 has a whole note chord with frets 4, 3, 4. Measure 41 has a whole note chord with frets 9, 9, 9. Measure 42 has a whole note chord with frets 9, 11, 9. Measure 43 has a whole note chord with frets 9, 7, 7. Measure 44 has a whole note chord with frets 7, 9, 11.

39

40

41

42

43

44

Musical notation for measures 45-50. The top staff shows a treble clef with a key signature of one sharp (F#). The bottom staff shows guitar tablature. Measure 45 has a whole note chord with frets 12, 12, 12. Measure 46 has a whole note chord with frets 12, 11, 10. Measure 47 has a whole note chord with frets 9, 9, 9. Measure 48 has a whole note chord with frets 9, 7, 5. Measure 49 has a whole note chord with frets 4, 4, 4. Measure 50 has a whole note chord with frets 4, 5, 2.

45

46

47

48

49

50

(A3)

Musical notation for measures 51-56. The top staff shows a treble clef with a key signature of one sharp (F#). The bottom staff shows guitar tablature. Measure 51 has a whole note chord with fret 0. Measure 52 has a whole note chord with fret 0. Measure 53 has a whole note chord with frets 7, 7, 7. Measure 54 has a whole note chord with frets 7, 5, 3. Measure 55 has a whole note chord with frets 3, 2, 0. Measure 56 has a whole note chord with frets 0, 3, 7.

51

52

53

54

55

56

Musical notation for measures 57-62. The top staff shows a treble clef with a key signature of one sharp (F#). The bottom staff shows guitar tablature. Measure 57 has a whole note chord with frets 12, 12, 12. Measure 58 has a whole note chord with frets 12, 10, 8. Measure 59 has a whole note chord with frets 8, 7, 5. Measure 60 has a whole note chord with frets 5, 7, 8. Measure 61 has a whole note chord with frets 7, 8, 7. Measure 62 has a whole note chord with frets 11, 8, 7.

57

58

59

60

61

62

Musical notation for measures 63-68. The top staff shows a treble clef with a key signature of one sharp (F#). The bottom staff shows guitar tablature. Measure 63 has a whole note chord with frets 7, 5, 3. Measure 64 has a whole note chord with frets 3, 2, 0. Measure 65 has a whole note chord with frets 2, 2, 2. Measure 66 has a whole note chord with frets 2, 3, 2. Measure 67 has a whole note chord with frets 0, 3, 7. Measure 68 has a whole note chord with fret 12. The piece ends with a double bar line.

RIT.

63

64

65

66

67

68

# Guitar 2

GUITAR 2

# Romanza

(A Spanish Romance)

Traditional Spanish Folk Song  
Arranged by AARON STANG

SLOWLY

INTRO:

Musical staff 1 (measures 1-7). Includes guitar chord diagrams for Em (A1) and Am.

Musical staff 2 (measures 8-13). Includes guitar chord diagrams for Am and B7.

Musical staff 3 (measures 14-20). Includes guitar chord diagrams for Em, B7, and Em.

Musical staff 4 (measures 21-24). Includes guitar chord diagram for Em (A2) and the text "a mi".

Musical staff 5 (measures 25-28). Includes guitar chord diagrams for Am and B7.

Musical staff 6 (measures 29-32). Includes guitar chord diagrams for B7 and Em.

Musical staff 7 (measures 33-36). Includes guitar chord diagrams for B7 and Em.

B

GUITAR 2 - 2

ROMANZA

37 38 39 40 41

42 43 44 45 46

47 48 49 50 51 52

A3

Em

53 54 55 56

Au

57 58 59 60

B7

Em

61 62 63 64

B7

Em

65 66 67 68

GITAR 3

# RUMIANZA

(A Spanish Romance)

SLOWLY

INTRO:

Em9



Traditional Spanish Folk Song  
Arranged by AARON STAN

1 *p* *i* *m*

HOLD THROUGHOUT

(A1)

Am9 *p* *o* *i* *m*

87

Em9

87

Em9

(A2)

Am9

87

Em9

87

Em9

Guitar 3.



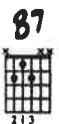


Handwritten notation: *n v n n v n*





(A3)

TREBLE CLEF BASS/  
GUITAR 4

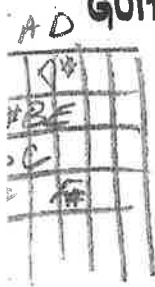
# ROMANZA

(A Spanish Romance)

Traditional Spanish Folk Song  
Arranged by AARON STANG

SLOWLY

INTRO:



Musical staff 1: Treble clef, key signature of one sharp (F#), 3/4 time signature. Measures 1-4. Handwritten notes: 1 (D4), 2 (E4), 3 (F#4), 4 (G4). Fingering: 1, 2, 3, 4.

A1

Musical staff 2: Measures 5-8. Handwritten notes: 5 (A4), 6 (B4), 7 (C5), 8 (B4). Fingering: 2, 3, 2, 1.

Musical staff 3: Measures 9-12. Handwritten notes: 9 (A4), 10 (B4), 11 (C5), 12 (B4). Fingering: 2, 3, 2, 1. Handwritten 'A' below measure 11.

Musical staff 4: Measures 13-16. Handwritten notes: 13 (A4), 14 (B4), 15 (C5), 16 (B4). Fingering: 2, 3, 2, 1. Handwritten 'F#' below measure 13, 'G' below measure 14, 'F#' below measure 15, 'G' below measure 16.

Musical staff 5: Measures 17-20. Handwritten notes: 17 (A4), 18 (B4), 19 (C5), 20 (B4). Fingering: 2, 3, 2, 1. Handwritten 'B' below measure 17, 'G' below measure 18, 'F#' below measure 19, 'E' below measure 20.

A2

Musical staff 6: Measures 21-24. Handwritten notes: 21 (A4), 22 (B4), 23 (C5), 24 (B4). Fingering: 2, 3, 2, 1.

Musical staff 7: Measures 25-28. Handwritten notes: 25 (A4), 26 (B4), 27 (C5), 28 (B4). Fingering: 2, 3, 2, 1.

Musical staff 8: Measures 29-32. Handwritten notes: 29 (A4), 30 (B4), 31 (C5), 32 (B4). Fingering: 2, 3, 2, 1.

Musical staff 1 (Measures 33-36)

**B**

Musical staff 2 (Measures 37-40)

Musical staff 3 (Measures 41-44)

Musical staff 4 (Measures 45-48)

Musical staff 5 (Measures 49-52)

**A3**

Musical staff 6 (Measures 53-56)

Musical staff 7 (Measures 57-60)

Musical staff 8 (Measures 61-64)

Musical staff 9 (Measures 65-68)